


CLASSICA COLLECTION® FOR POST FRAME BUILDINGS

Amarr®




Santiago with Clear Windows

Nothing can make a post-frame building look as unique as a Classica Collection garage door from Amarr. Visually, these doors have the appearance of a vintage wood door, but they are made of sturdy, low-maintenance steel. The numerous designs are stamped directly into the steel, providing a deep embossment and years of worry-free operation. Odd heights and odd widths are available.



* "P" denotes pole barn odd height designs. Many other pole barn heights and designs are available.

DESIGNS



CLASSICA COLLECTION®

Construction

Amarr's section interfaces are designed to reduce the risk of serious finger and hand injuries.

STEEL



1000

Single-Layer: Steel


- Heavy-Duty Exterior Steel
- Durable, Reliable, Low Maintenance



2000

Double-Layer: Steel + Insulation

- Heavy-Duty Exterior Steel
- Durable, Reliable, Low Maintenance
- Environmentally Safe Polystyrene Thermal Insulation with Vinyl Backing
- Energy Efficient
- Quiet Operation



3000

Triple-Layer: Steel + Insulation + Steel

- Heavy-Duty Exterior and Interior Steel
- Durable, Reliable, Low Maintenance
- Environmentally Safe Polyurethane Thermal Insulation
- Superior Energy Efficiency
- Extra Quiet Operation

Options

CLASSICA COLLECTION® TOP SECTIONS

CLOSED ARCH (1)
Available for T1, S1, L1, V1



CLOSED SQUARE (2)
Available for T2, S2, L2, V2



CLOSED DOUBLE ARCH (1D) Available for T1D, S1D, L1D, V1D



CLOSED ARCH (1) • NORTHAMPTON



CLOSED SQUARE (2) • NORTHAMPTON



CLOSED ARCH (1) • BORDEAUX



CLOSED SQUARE (2) • BORDEAUX



CLOSED SQUARE (2) • ALICANTE, EDINBURGH



DANUBE (4)



MADEIRA (5)



NILE (6)



RHINE (7)



SEINE (8)



THAMES (10)



ROSETTE (11)



ARABESQUE (12)



TRELLIS (13)



DECORATIVE HARDWARE & LOCK

ALUMINUM



VERSAILLES



CANTERBURY



BLUE RIDGE

STAMPED STEEL



ALPINE LOCK

Specifications

	CLASSICA 1000	CLASSICA 2000	CLASSICA 3000
PANEL DESIGNS			
Carriage House	8 Designs	8 Designs	8 Designs
INSULATION¹		Polystyrene	Polyurethane
R-VALUE/U-FACTOR		6.84/0.15	13.35/0.07
DOOR THICKNESS	2" (5.1cm)	2" (5.1cm)	2" (5.1cm)
WINDOW GLASS OPTIONS			
1/8" (0.32cm) Tempered Double Strength	•	•	•
Insulated Glass	•	•	•
Obscure (not shown)	•	•	•
WIND LOAD AVAILABLE²	•	•	•
WARRANTY			
Paint Finish Warranty ³	Lifetime	Lifetime	Lifetime
Workmanship/Hardware Warranty ³	3 Years	5 Years	Lifetime

¹ All insulation has passed fire safety testing.

² It is your responsibility to make sure your garage door meets local building codes.

³ For complete warranty details, visit amarr.com or contact your local Amarr dealer.

COLORS



Actual paint colors may vary from samples shown.

Amarr steel doors arrive pre-painted; for custom colors, exterior latex paint must be used. Visit amarr.com for instructions on painting.



165 Carriage Court
Winston-Salem, NC 27105

800.503.DOOR
www.amarr.com

Your Local Amarr Dealer: